



COMMANDER™ 1000




COMMANDER 1000

SPECIFICATIONS


ENGINE	
Type	976cc, V-twin, liquid-cooled, SOHC, 8-valve (4-valve/cyl)
Bore & Stroke	91 x 75 mm
Fuel System	iTC™ with EFI and 54mm Throttle Body, 2 Siemens VDO injectors
Starting System	Electric
Transmission	CVT, sub-transmission with high, low, park, neutral & reverse. Standard engine braking
Drive Train	Selectable 2WD/4WD shaft driven with Visco-Lok† front differential
CHASSIS	
Frame	Steel
Cage type	2-inch diameter, high-strength steel, ROPS-approved
Steering wheel adjustment	Adjustable tilt steering
Front Suspension Type/Shocks	Double A-arm with dive-control geometry / Motion Control shocks
Front Suspension Travel	10 in (254 mm)
Rear Suspension Type/Shocks	Torsional Trailing arm Independent (TTI) with external sway bar/ Motion Control shocks
Rear Suspension Travel	10 in (254 mm)
Front Brake	Dual 214 mm ventilated disc brakes with hydraulic twin-piston calipers
Rear Brake	Single 214 mm ventilated disc brake with hydraulic twin-piston caliper
Tires/Front	Carlisle Black Rock 27 x 9 x 12 in 686 x 229 x 305 mm
Tires/Rear	Carlisle Black Rock 27 x 9 x 12 in 686 x 229 x 305 mm
Wheels	Steel

DIMENSIONS	
L x W x H (in)	118.3 x 58.6 x 72 in
L x W x H (mm)	3,004 x 1,489 x 1,829 mm
Wheelbase	75.8 in (1,925 mm)
Ground Clearance	11 in (279 mm)
Dry Weight	1,295 lbs (587 kg)
Towing Capacity	1,500 lbs (680 kg)
Cargo Box Capacity	Total: 600 lbs (272 kg) Upper: 400 lbs (181 kg) Lower: 200 lbs (91 kg)
Cockpit Storage	Glove box: 4.5 gal (17.2L) Under driver seat: 3.5 gal (13.1L)
Fuel Capacity	10 US gal (37.8L)




FEATURES	
Instrumentation	Multi-function gauge: Speedometer, tachometer, odometer, trip and hour meters, fuel, gear position, sport mode, seat belt and 4x4 indicator, diagnostics, clock, auto shut off
Anti-theft System	D.E.S.S. (Digital Encoded Security System)
Electrical	Prewired for winch
Lighting	4 60-watt projectors with tail lights/ brake light
DC Outlet	Lighter type in console, standard connector in the back (15A)
Color Available	Yellow 

WARRANTY	
Basic	6 months limited factory warranty
Extended	B.E.S.T. available from 6 to 18 months

X™ PACKAGE

- Front and rear Fox Racing Shox™ HPG piggyback shocks with dual speed compression, rebound and preload adjustments
- Front sway bar
- 12-inch aluminum beadlock wheels
- Maxxis Bighorn™ 2.0 tires
- Rock sliders
- Heavy-duty front bumper
- Analog/digital gauge
- Custom steering wheel with brushed aluminum center part
- X-package seat trim and graphics
- Color: Black & Yellow 

XT™ PACKAGE

- BRP XL 4000 winch with roller fairlead, wired remote control and integrated winch remote storage
- 14-inch cast-aluminum wheels
- Maxxis Bighorn 2.0 tires
- Heavy-duty front bumper
- Rugged bed rails
- Mudguards
- Analog / digital gauge
- Custom steering wheel with brushed aluminum center part
- Colors: Red 
Yellow 
Camo 



© 2010 Bombardier Recreational Products Inc. (BRP). All rights reserved.™, ® and the BRP logo are trademarks of Bombardier Recreational Products Inc. or its affiliates. In the U.S.A., the products are distributed by BRP US Inc. †Visco-Lok is a trademark of GKN Viscodrive GmbH. **All other trademarks are the property of their respective owners. BRP reserves the right, at any time, to discontinue or change specifications, prices, designs, features, models or equipment without incurring obligation. Some models depicted may include optional equipment. Read the side-by-side vehicle (SSV) Operator's Guide and watch the Safety DVD before driving. For your safety, wear a helmet, eye protection and other protective gear. Fasten lateral net and seat belt at all times. Always remember that riding and alcohol/drugs don't mix. SSV is for off road use only. Never ride on paved surfaces or public roads. Operator must be at least 16 years old. Passenger must be at least 12 years old and able to hold handgrips and plant feet while seated against the backrest. Never engage in stunt driving and avoid excessive speed.

can-am

